

SELF CONTAINED ICE MAKERS



ERE33
 Dimensions : 67.5x58x87 cm
 (WxDxH)
 Storage bin 20 kg
 Average 49 kg/day*



ERE34
 Dimensions : 67.5x67x113 cm
 (WxDxH)
 Storage bin 38 kg
 Average 93 kg/day*



Ice making head up 215 kg

ERE50
 Dimensions : 76 x 62 x57.5 cm
 (WxDxH)
 Average 146 kg/day*



Ice making head up 320 kg

ERE51
 Dimensions : 76 x 62 x57.5 cm
 (WxDxH)
 Average 210 kg/day*



Storage bin
 to fit under ERE50 or ERE51

ERE52
 Dimensions : 76.2x84.3x104.5 cm
 (WxDxH)
 Storage bin 178 kg of ice

*Ice capacity per day is average number which can be changed up to ambient and water temperature.

Ice for the world since 1950
 Scotsman Ice Systems pioneered the development of affordable, reliable ice-making machines in the 1950's. Half a century of research, innovation and customer service later, they are the largest manufacturer of ice makers in the world, dispensing up to ten tonnes of ice a day. There are now over a million Scotsman ice makers at work, around the world.

Scotsman holds 33 individual U.S. patents and 71 international patents for unique features that they have developed in ice machine manufacturing. They invest over 250,000 per annum in research and development.

The world's choice for reliability
 Every Scotsman machine is run-tested before they send it out, making at least five batches of ice. That's why when you come to turn your Scotsman ice machine on, the very first batch of ice you make will be perfect.


Ease of use—User friendly
 Scotsman ice makers are easy to use. The control system takes over from the moment you turn on your machine, and provides flawless operation.



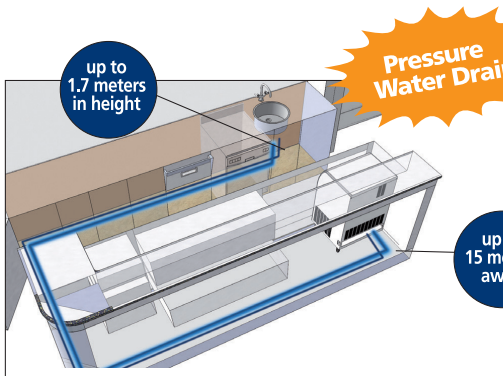

Gourmet Ice Cubes



Nugget and Cubelet Ice

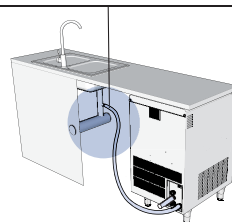


Flake Ice



Ask about our PWD models:

Your ice machine drain system is now similar to most common dish-washers!



- Ease of installation
- No external drain Pump required